



Rubber Tracks

CTP now stocks a large selection of rubber tracks for mini-excavators, compact track loaders and mini-dozers for nearly all equipment brands such as Bobcat™, CAT™, John Deere™, Takeuchi™, Case™, Komatsu™, New Holland™, ASV™, Volvo™ and Yanmar™.

Environmental hazards, heat, and friction are the enemy when it comes to rubber track longevity. At CTP, we ensure our rubber tracks are manufactured from only the finest materials and specifically designed to provide excellent performance under a wide range of working conditions. The rubber tracks manufacturing process follows strict ISO 9001 Quality Standards.

Here are some of the several popular sizes available in stock for a large selection of machines and applications:



180mm Width Rubber Track

- Mini-Excavator Rubber Track
- Width: 180mm
- Pitch: 72mm



230mm Width Rubber Track

- Mini-Excavator Rubber Track
- Width: 230mm
- Pitch: 48mm



300mm Width Rubber Track

- Mini-Excavator Rubber Track
- Width: 300mm
- Pitch: 52.5mm
- 300mm Width 52.5mm Pitch Rubber Track (Narrow and Wide Guide Link)



320mm Width Rubber Track

- Mini-Excavator Rubber Track
- Width: 320mm
- Pitch: 86mm

When it's time to replace your rubber tracks for your machine, it's important to choose the right type of track based off the applications you operate within. CTP now offer a database with all rubber tracked machines ensuring you get the correct rubber track specification for your machine.

www.costex.com/rubbertracks.html

*Other part no. not included in the list are available. Please contact your sales representative if you have any questions.
Part Numbers are used for reference purposes only




450mm Width Rubber Track

- Compact Track Loader Rubber
- Width: 450mm
- Pitch: 86mm
- 450mm Width 86mm Pitch Rubber Track (C Tread Pattern and Standard Duty Style)



450mm Width Rubber Track

- Compact Track Loader Rubber
- Width: 450mm
- Pitch: 100mm



CATERPILLAR MTL1

- Track Loader Rubber
- Width: 15(in)
- Pitch: 4(in)



CATERPILLAR MTL2

- Track Loader Rubber
- Width: 18(in)
- Pitch: 4(in)

Mini-Excavators -

Part No.	Size	Links	Tread Pattern	Comments
180x72x39	180 (mm) x 72 (mm)	39	P	180mm Wide Conventional Guide
230x48x66	230 (mm) x 48 (mm)	66	S	230mm Wide Short Pitch Interchangeable Guide
230x48x70	230 (mm) x 48 (mm)	70	S	230mm Wide Short Pitch Interchangeable Guide
300x52.5Nx80	300 (mm) x 52.5 (mm)	80	V1	300mm Wide Short Pitch Interchangeable Guide/Narrow Guide Link
300x52.5Wx84	300 (mm) x 52.5 (mm)	84	V1	300mm Wide Short Pitch Interchangeable Guide/Wide Guide Link
300x52.5Nx86	300 (mm) x 52.5 (mm)	86	V1	300mm Wide Short Pitch Interchangeable Guide/Narrow Guide Link



STEEL CABLES

Made of high-tensile steel wires resistant to cutting and stretching, allowing for even tension throughout the track

- Unique steel core design improves rubber bonding
- Special coating improves corrosion resistance
- Even cable placement



3S IRON CORE

- Exclusive External 3S Iron Core
- Greatly reduces vibrations for a smoother ride and less noise
- Significantly reduce risk of detracking



CURBSHIELD

- Edge cutting protection
- Prevent cable and metal bar from damage
- Protect steel bar and rubber adhesion

TREAD PATTERN



P



S




V1

Tread patterns designed for maximum traction, flotation and durability.

*Other part no. not included in the list are available. Please contact your sales representative if you have any questions.
Part Numbers are used for reference purposes only

Compact Track Loaders -

Part No.	Size	Links	Tread Pattern	Comments
B320x86x49	320 (mm) x 86 (mm)	49	AE	320mm Wide Block Staggered Tread Pattern
B320x86x52	320 (mm) x 86 (mm)	52	AE	320mm Wide Block Staggered Tread Pattern
T320x86Kx52	320 (mm) x 86 (mm)	52	AE	320mm Wide Block Staggered Tread Pattern
B320x86x53	320 (mm) x 86 (mm)	53	AE	320mm Wide Block Staggered Tread Pattern
B450x86Cx52	450 (mm) x 86 (mm)	52	CE	450mm Wide "C" Pattern Tread Pattern
B450x86Cx55	450 (mm) x 86 (mm)	55	CE	450mm Wide "C" Pattern Tread Pattern
B450x86Cx56	450 (mm) x 86 (mm)	56	CE	450mm Wide "C" Pattern Tread Pattern
B450x86SDx60	450 (mm) x 86 (mm)	60	AE	450mm Wide "C" Pattern Tread Pattern
T450x100Kx48	450 (mm) x 100 (mm)	48	AE	450mm Wide Block Staggered Tread Pattern
T450x100Kx50	450 (mm) x 100 (mm)	50	AE	450mm Wide Block Staggered Tread Pattern



STEEL CABLES

Made of high-tensile steel wires resistant to cutting and stretching, allowing for even tension throughout the track

- Unique steel core design improves rubber bonding
- Special coating improves corrosion resistance
- Even cable placement



TRACKGUARD

- Prevents infiltration of water, sand and rocks between the rolling path and iron core
- **Increases** rolling path **durability** by 100%

IRON CORE

- Produced from superior steel alloy for a track 15% stronger than the competition's

TREAD PATTERN



AE



CE

Tread patterns designed for maximum traction, flotation and durability.


Track Loaders -

Part No.	Size	Lugs (Per Row)	Tread Pattern	Comments
2208161	18 (in) x 4 (in)	51 (C-Lug)	MTL2	3 days "Lead Time"
2387664	18 (in) x 4 (in)	56	MTL2	3 days "Lead Time"
3258624	15 (in) x 4 (in)	42	MTL1	3 days "Lead Time"
3258625	18 (in) x 4 (in)	51 (Triple Row)	MTL2	3 days "Lead Time"



DRIVE LUG

- Optimized drive lug geometry for extended wear and superior performance



HEAVY-DUTY CARCASS

- Optimized ply for better track alignment and rigidity
- Endless single cure technology for even ply and cable placement
- Heavy-duty synthetic fiber provides rockpuncture resistance

TREAD PATTERN



MTL1



MTL2

Tread patterns designed for maximum traction, flotation and durability.

*Other part no. not included in the list are available. Please contact your sales representative if you have any questions.
Part Numbers are used for reference purposes only

Part No.	Machine Model										
	AIRMAN	BOBCAT	CASE	CATER- PILLAR	DAEWOO	DITCH WITCH	GEHL	HANIX (NISSAN)	HITACHI	HYUNDAI	IHI
180X72X39		MT50, MT 52				JT 520, SK 500					
230X48X66	AX 16 / CBL-3 AX 16-2 AX 16-2 N AX 17 AX 17 CGL-2 N AX 17-2 / N HM 10, HM 15	320/D/G/J 322/D/G/J 323 E 16		301.5 301.6 301.8 ME 15 MH 15	Solar 015 Solar 15		GE 142	H 15A H 15B PLUS-2 H 15B-2 N 120-2 N 150-2	EX 16 EX 17/-2/2B FH 16.2 FH 17.2 FH 17.2/PLUS HE 15 HM 15	ROBEX 15-5 ROBEX 15-7 ROBEX 16-7	
230X48X70			CX 14/ZTS CX 15 STC CX 16 B CX 16 SVR CX 17 B CX 18 B	301.5 CR 301.6 C 301.8 C	Solar 015 Plus Solar 018 Solar 018VT	MX 15 MX 182			EX 17U ZX 17U-2	16-9	15NX 18J 18N IS 18J
300X52.5NX80		328G 331/D/E/G 334/D/G E 26 E 32 E 32 C	CK 32 CX 27 B	MX 35		MX 202 MX 272	363 GE 342	H 29A, H 30/A H 35/A, H36A Minicrane N 300-2, N 350-2 S&B 30 0 /-2 S&B X-1		ROBEX 24Z-9 ROBEX 27Z-9 ROBEX 30	
300X52.5NX86	AX 35/36 U AX 36 UCGL								EX 35U	ROBEX 35-9 ROBEX 35Z-9	
300X52.5WX84			CK 36	303 CR MM 35 MM 35 A MM 35 B MM 35 T MM 40 SR MX 35			353 373 GE 353 GE 373 MB 358		EX 33		30JX / NX 32J 35J/N IS 30JX / NX 32J IS 35G/GX IS 35J
B320X86X49		T190 T550 T570 T590		239							
B320X86X52		864/FG/G T200 T630 T650									
B320x86x53				259 259 B3							
B450x86Cx52		864/FG/G T200 T630 T650									
B450x86Cx55		T250, T300 T320, T730 T750, T760	445 CT 450 CT								
B450X86CX56				236, 246 248/B							CL 45
B450X86SDX60				246 C, 256 C 262 C, 268 B 279 C 289 C/C L 299 C							
T320X86KX52							CTL 60 / 65				
T450X100KX48							CTL 70 / 75				
T450X100KX50							CTL 80 / 85				

*Other part no. not included in the list are available. Please contact your sales representative if you have any questions.
Part Numbers are used for reference purposes only

	Machine Model										
Part No.	JCB	JOHN DEERE	KOBELCO	KOMATSU	KUBOTA	MUSTANG	NEW HOLLAND	NISSAN	TAKEUCHI	TEREX	VOLVO
180X72X39					KX 21				TB 080		
230x48x66						ME 1402 ME 1502	EC 15	150/N N 120-2 N 150-2 N 150-2R N 230-2		TC 15 TC 16 TC 20	EC 15 EC 15 ADJ - WIDTH EC 15XR
230x48x70		17 ZTS	SK 13 SR SK 16 MSR	PC 15 MR PC 15 MRx-1 PC 18 MR2	KX 41-2SC KX 41-2V KX 41-2VC KX 41-3V RX 141 U 15		E 18 B SR TR IV E 18 SR EH 15 B		TB 15F TB 15FR		
300x52.5Nx80		27 D	SK 27 SK 27 SR-3 SK 27SR ACE- RA TR 4	PC 15 PC 15 avance R PC 20 R	AR 30 K 028, K 030 KH 030/G/HG KH 033, KX 030 KX 033-1 KX 71-2 KX 91/-2	ME 3402 ME 3602	EC 35 EH 27 B	N 300-2 N 300-2R N 350-2 N 350-2R S&B 300 S&B 300-2 S&B X-1		AR 35 TC 25 TC 35	
300x52.5Nx86		35 C, 35 D								TC 37	
300x52.5Wx84	803 803 E 803 plus 803 Super 8030ZTS 8032Z		SK30 UR-2		KH 033 KH 101 KH 90 KX 033 KX 101 KX 90 RX 301 RX 302 RX 303	3503					EC 35 ECR 38
B320x86x49	180 T										
B320x86x52	190 T	319 D 323 D CT 322		820 TURBO CK 20/-1 CK 25-1 SK1020 VTS	SVL 75						
B320x86x53											
B450x86Cx52											
B450x86Cx55							C 185,C 190 LT 190 C LT 195 B				
B450x86Cx56	260 T	329 D, 333 D CT 332		1020 TURBO CK30-1 CK35-1							MC 110/B MTC 135c
T320x86Kx52						MTL 16/316			TL 130/230		
T450x100Kx48						MTL 20/320			TL 140/240		
T450x100Kx50						MTL 25/325			TL 150/250		

*Other part no. not included in the list are available. Please contact your sales representative if you have any questions.
Part Numbers are used for reference purposes only